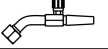
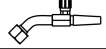

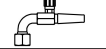
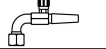
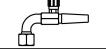
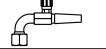
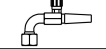
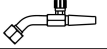
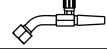
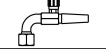
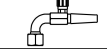










Vehicle model	TRANSIT COURIER		TRANSIT CONNECT 2019 200 / 220 / 230 / 240		TRANSIT CONNECT 2019 200 / 220 / 230 / 240		TRANSIT CONNECT 200 / 210 / 220 / 230 / 240		TRANSIT CONNECT 200 / 210 / 220 / 230 / 240		TRANSIT CONNECT FT 200 S FT 220 L FT 230 L	
Year	2014>		(2019>)		(2019>)		(2016>2018)		(12/2013>)		(2002>)	
Engine Type	Duratorq TDCI 1.6 (Euro 5b+)		1.5 TDCI EcoBlue (Euro 6.2)		1.5 TDCI EcoBlue (Euro 6.2)		DV5 (Euro 6)		DV6 ATED4 (Euro 5)		1.8 Duratorq TDCi (Euro 3 / Euro 4 / Euro 5)	
CV(kW) @ rpm	75 (55) @ 4.000 95 (70) @ 4.000		100 (74) @ 3.750 120 (88) @ 3.750		100 (74) @ 3.750 120 (88) @ 3.750		75 (55) @ 3.750 100 (74) @ 3.750 120 (88) @ 3.750		75 (55) @ 4.000 95 (70) @ 4.000 115 (85) @ 4.000		75 (55) @ 4.000 90 (66) @ 4.000 110 (81) @ 3.500	
N. of cylinders/cm3	4 / 1.560		4 / 1.498		4 / 1.498		4 / 1.498		4 / 1.560		4 / 1.753	
Volts	12		12		12		12		12		12	
Air Conditioning	Only Vehicles without A/C		Only Vehicles with A/C		Only Vehicles without A/C		Only Vehicles without A/C		Only Vehicles without A/C		Vehicles with or without A/C	
Recommended fittings	Suction	Discharge	Suction	Discharge	Suction	Discharge	Suction	Discharge	Suction	Discharge	Suction	Discharge
												
Compressors type	TM 13 / 15 QP 13 / 15 UP-UPF 120 / 150 SD5H14 / SD7H15		TM 13 QP 13		TM 13 / 15 QP 13 / 15 UP-UPF 150 SD5H14		TM 13 / 15 QP 13 / 15 UP-UPF 120 / 150 SD5H14 / SD7H15		TM 13 / 15 QP 13 / 15 UP-UPF 120 / 150 SD5H14 / SD7H15		TM 13 / 15 / 16 QP 13 / 15 / 16 UP-UPF 120 / 150 / 170 SD5H14 / SD7H15	
Comments	- "E"=TM / QUE / UNICLA;"S"=SANDEN - "S" only for SD7H15 / SD7L15. - For SD5H14 and SD7H15 Ø119 only Poly-V 7K-8K - Can be fit with electrical power steering - Can be fit in right hand drive vehicles.		- "E"=TM / QUE - Can be fit in right hand drive vehicles. - Kit suitable only for MY 2019		- "E"=TM / QUE / UNICLA; - Can be fit in right hand drive vehicles. - Kit suitable only for MY 2019		- "E"=TM / QUE / UNICLA;"S"=SANDEN - "S" only for SD7H15. - For SD5H14 and SD7H15 Ø119 only Poly-V 7K-8K - Can be fit in right hand drive vehicles. - Kit NOT suitable for MY 2019		- "E"=TM / QUE / UNICLA; "S"=SANDEN - "S" only for SD7H15. - For SD5H14 and SD7H15 Ø119 only Poly-V 7K-8K - Can be fit with electrical power steering - Can be fit in right hand drive vehicles.		- "E"=TM / QUE / UNICLA - Can be fit in right hand drive vehicles - To install this kit it is essential to use the special tool code P/N 114900092 or Ref. Ford 303-393. - TM-08 Must be mounted version "E".	
Clutch type	Without clutch pulley	With clutch pulley	Without clutch pulley	With clutch pulley	Without clutch pulley	With clutch pulley	Without clutch pulley	With clutch pulley	Without clutch pulley	With clutch pulley	Without clutch pulley	With clutch pulley
	Poly-V Ø119 5.109 rpm	Poly-V 6K Ø142 4.281 rpm	Poly-V 8K Ø119 3.412 rpm	Poly-V 8K Ø119 3.412 rpm	Poly-V 8K Ø119 5.109 rpm	Poly-V 6K Ø142 4.281 rpm	Poly-V Ø119 5.109 rpm	Poly-V 6K Ø142 4.281 rpm	Poly-V Ø119 5.109 rpm	Poly-V 6K Ø142 4.281 rpm	Poly-V Ø119 3.697 rpm	Poly-V 8K Ø119 3.697 rpm
Kit No.	KC08030124	KC08030124E/S	KC19040486	KC19040486E	KC19050487	KC19050487E	KC16060408	KC16060408E/S	KC08030124	KC08030124E/S	KC08010121	KC08010121E
Last update	2014-10-30		2020-09-29		2019-05-27		2019-04-17		2014-03-31		2019-11-25	



Vehicle model	TRANSIT CUSTOM 2.0 EcoBlue Euro 6dtemp 260 / 280 / 290 - FWD 300 / 320 / 340 - FWD		TRANSIT CUSTOM 2.0 EcoBlue Euro 6dtemp 260 / 280 / 290 - FWD 300 / 320 / 340 - FWD		TRANSIT CUSTOM 2.0 EcoBlue MILD HYBRID Euro 6dtemp 310 / 330 / 350 - FWD	
Year	(09/2019>)		(09/2019>)		(09/2019>)	
Engine Type	YLF6/YLFS (Euro 6D Temp) YMF6/YMFS (Euro 6D Temp) YNF6/YNFS (Euro 6D Temp)		YLF6/YLFS (Euro 6D Temp) YMF6/YMFS (Euro 6D Temp) YNF6/YNFS (Euro 6D Temp)		YLF6/YLFS (Euro 6D Temp) YMF6/YMFS (Euro 6D Temp) YNF6/YNFS (Euro 6D Temp)	
CV(kW) @ rpm	105 (77) @ 3.500 130 (96) @ 3.500 170 (125) @ 3.500		105 (77) @ 3.500 130 (96) @ 3.500 170 (125) @ 3.500		130 (96) @ 3.500	
N. of cylinders/cm3	4 / 1.995		4 / 1.995		4 / 1.995	
Volts	12		12		12	
Air Conditioning	Only Vehicles with A/C		Only Vehicles without A/C		Only Vehicles with A/C	
Recommended fittings	Suction	Discharge	Suction	Discharge	Suction	Discharge
						
Compressors type	TM 13 / 15 / 16 QP 13 / 15 / 16 UP-UPF 120 / 150 / 170 SD5H14/SD7H15		TM 13 / 15 / 16 QP 13 / 15 / 16 UP-UPF 120 / 150 / 170 SD5H14/SD7H15		TM 13 / 15 / 16 QP 13 / 15 / 16 UP-UPF 120 / 150 / 170 SD5H14/SD7H15	
Comments	<ul style="list-style-type: none"> - "E"=TM / QUE / UNICLA - FWD: Front wheel drive - Can be fit in right hand drive vehicles - Suitable for the automatic gear box. - Not suitable for ECOBLUE HYBRID version To install this kit it is essential to use the special tool code: - P/N 1149000422 (FOR MANUAL GEARBOX) - P/N 1150000422 (FOR AUTOMATIC GEARBOX)		<ul style="list-style-type: none"> - "E"=TM / QUE / UNICLA - FWD: Front wheel drive - Can be fit in right hand drive vehicles - Not suitable for ECOBLUE HYBRID version 		<ul style="list-style-type: none"> - "E"=TM / QUE / UNICLA - FWD: Front wheel drive - Can be fit in right hand drive vehicles - Suitable for the automatic gear box. - If the vehicle is equipped with the Start & Stop, it is necessary to disable this option To install this kit it is essential to use the special tool code: - P/N 1149000422 (FOR MANUAL GEARBOX) - P/N 1150000422 (FOR AUTOMATIC GEARBOX)	
Clutch type	Without clutch pulley	With clutch pulley	Without clutch pulley	With clutch pulley	Without clutch pulley	With clutch pulley
	Poly-V 8PK Ø119 3.617 rpm	Poly-V 8PK Ø119 3.617 rpm	Poly-V 8PK Ø119 4.647 rpm	Poly-V 8PK Ø157 3.522 rpm	Poly-V 8PK Ø119 3.617 rpm	Poly-V 8PK Ø119 3.617 rpm
Kit No.	KC16110419		KC16110419E		KC16090414	
Last update	2019-10-02		2020-01-08		2019-12-02	











Vehicle model	TRANSIT 2.0 EcoBlue Euro 6dtemp 310 / 330 / 350 - FWD		TRANSIT 2.0 EcoBlue Euro 6dtemp 310 / 330 / 350 - FWD		TRANSIT 2.0 EcoBlue Euro 6dtemp 350 / 470 - RWD 350 - AWD		TRANSIT 2.0 EcoBlue Euro 6dtemp 350 / 470 - RWD 350 - AWD		TRANSIT 2.0 EcoBlue MILD HYBRID Euro 6dtemp 350 / 430 - RWD		TRANSIT CUSTOM 2.0 EcoBlue 250 / 270 / 290 / 310 / 340 - FWD	
Year	(09/2019>)		(09/2019>)		(09/2019>)		(09/2019>)		(09/2019>)		(2016>09/2019)	
Engine Type	YLF6/YLFS (Euro 6D Temp) YMF6/YMFS (Euro 6D Temp) YNF6/YNFS (Euro 6D Temp)		YLF6/YLFS (Euro 6D Temp) YMF6/YMFS (Euro 6D Temp) YNF6/YNFS (Euro 6D Temp)		YLR6 (Euro 6D Temp) YMR6 (Euro 6D Temp) YNR6 (Euro 6D Temp)		YLR6 (Euro 6D Temp) YMR6 (Euro 6D Temp) YNR6 (Euro 6D Temp)		YLR6 (Euro 6D Temp) YMR6 (Euro 6D Temp) YNR6 (Euro 6D Temp)		YLF6/YLFS (Euro 6) YMF6/YMFS (Euro 6) YNF6/YNFS (Euro 6)	
CV(kW) @ rpm	105 (77) @ 3.500 130 (96) @ 3.500 170 (125) @ 3.500		105 (77) @ 3.500 130 (96) @ 3.500 170 (125) @ 3.500		130 (96) @ 3.500 170 (125) @ 3.500 185 (136) @ 3.500		105 (77) @ 3.500 130 (96) @ 3.500 170 (125) @ 3.500		130 (96) @ 3.500		105 (77) @ 3.500 130 (96) @ 3.500 170 (125) @ 3.500	
N. of cylinders/cm3	4 / 1.995		4 / 1.995		4 / 1.995		4 / 1.995		4 / 1.995		4 / 1.995	
Volts	12		12		12		12		12		12	
Air Conditioning	Only Vehicles with A/C		Only Vehicles without A/C		Only Vehicles with A/C		Only Vehicles without A/C		Only Vehicles with A/C		Vehicles with or without A/C	
Recommended fittings	Suction	Discharge	Suction	Discharge	Suction	Discharge	Suction	Discharge	Suction	Discharge	Suction	Discharge
Compressors type	TM 13 / 15 / 16 QP 13 / 15 / 16 UP-UPF 120 / 150 / 170 SD5H14/SD7H15		TM 13 / 15 / 16 QP 13 / 15 / 16 UP-UPF 120 / 150 / 170 SD5H14/SD7H15		TM 13 / 15 / 16 QP 13 / 15 / 16 UP-UPF 120 / 150 / 170 SD5H14/SD7H15		TM 13 / 15 / 16 QP 13 / 15 / 16 UP-UPF 120 / 150 / 170 SD5H14/SD7H15		TM 13 / 15 / 16 QP 13 / 15 / 16 UP-UPF 150 / 170 SD5H14/SD7H15		TM 13 / 15 / 16 QP 13 / 15 / 16 UP-UPF 120 / 150 / 170 SD5H14/SD7H15	
Comments	<ul style="list-style-type: none"> - "E"=TM / QUE / UNICLA - FWD: Front wheel drive - Can be fit in right hand drive vehicles - Suitable for the automatic gear box. - Not suitable for ECOBLUE HYBRID version To install this kit it is essential to use the special tool code: - P/N 1149000422 (FOR MANUAL GEARBOX) - P/N 1150000422 (FOR AUTOMATIC GEARBOX)		<ul style="list-style-type: none"> - "E"=TM / QUE / UNICLA - FWD: Front wheel drive - Can be fit in right hand drive vehicles - Not suitable for ECOBLUE HYBRID version 		<ul style="list-style-type: none"> - "E"=TM / QUE / UNICLA - RWD: Rear wheel drive - Can be fit on AWD vehicles - Can be fit in right hand drive vehicles - Suitable for the automatic gear box. To install this kit it is essential to use the special tool code: - P/N 1149000422 (FOR MANUAL GEARBOX) - P/N 1150000422 (FOR AUTOMATIC GEARBOX)		<ul style="list-style-type: none"> - "E"=TM / QUE / UNICLA - RWD: Rear wheel drive - Can be fit on AWD vehicles - Can be fit in right hand drive vehicles - Not suitable for ECOBLUE HYBRID version 		<ul style="list-style-type: none"> - "E"=TM / QUE / UNICLA - RWD: Rear wheel drive - Can be fit in right hand drive vehicles - Suitable for the automatic gear box. - If the vehicle is equipped with the Start & Stop, it is necessary to disable this option To install this kit it is essential to use the special tool code: - P/N 1149000422 (FOR MANUAL GEARBOX) - P/N 1150000422 (FOR AUTOMATIC GEARBOX)		<ul style="list-style-type: none"> - "E"=TM / QUE / UNICLA - FWD: Front wheel drive - Can be fit in right hand drive vehicles - Suitable for the automatic gear box. - To install this kit it is essential to use the special tool code: - P/N 1149000422 (FOR MANUAL GEARBOX) - P/N 1150000422 (FOR AUTOMATIC GEARBOX) 	
Clutch type	Without clutch pulley	With clutch pulley	Without clutch pulley	With clutch pulley	Without clutch pulley	With clutch pulley	Without clutch pulley	With clutch pulley	Without clutch pulley	With clutch pulley	Without clutch pulley	With clutch pulley
	Poly-V 8PK Ø119 3.617 rpm	Poly-V 8PK Ø119 3.617 rpm	Poly-V 8PK Ø119 4.647 rpm	Poly-V 8PK Ø157 3.522 rpm	Poly-V Ø119 3.823 rpm	Poly-V 8PK Ø119 3.823 rpm	Poly-V 8PK Ø119 4.647 rpm	Poly-V 8PK Ø157 3.522 rpm	Poly-V 8PK Ø119 3.941 rpm	Poly-V 8PK Ø119 3.941 rpm	Poly-V 8PK Ø119 3.617 rpm	Poly-V 8PK Ø119 3.617 rpm
Kit No.	KC16110419	KC16110419E	KC16090414	KC16090414E	KC16120422	KC16120422E	KC17010424	KC17010424E	KC20010498	KC20010498E	KC16110419	KC16110419E
Last update	2019-10-02		2020-01-08		2020-01-10		2020-01-15		2020-01-09		2019-05-21	



Vehicle model	TRANSIT CUSTOM 2.0 EcoBlue 250 / 270 / 290 / 310 / 340 - FWD		TRANSIT 2.0 EcoBlue 290 / 310 / 330 / 350 - FWD		TRANSIT 2.0 EcoBlue 290 / 310 / 330 / 350 - FWD		TRANSIT 2.0 EcoBlue 350 / 470 - RWD 350 - AWD		TRANSIT 2.0 EcoBlue 350 / 470 - RWD 350 - AWD		TRANSIT CUSTOM 250 / 270 / 290 / 310 / 330	
Year	(2016>09/2019)		(2016>09/2019)		(2016>09/2019)		(2016>)		(2016>)		(2013>)	
Engine Type	YLF6/YLFS (Euro 6) YMF6/YMFS (Euro 6) YNF6/YNFS (Euro 6)		YLF6/YLFS (Euro 6) YMF6/YMFS (Euro 6) YNF6/YNFS (Euro 6)		YLF6/YLFS (Euro 6) YMF6/YMFS (Euro 6) YNF6/YNFS (Euro 6)		YLR6 (Euro 6) YMR6 (Euro 6) YNR6 (Euro 6)		YLR6 (Euro 6) YMR6 (Euro 6) YNR6 (Euro 6)		2.2 Duratorq TDCi (Euro 5)	
CV(kW) @ rpm	105 (77) @ 3.500 130 (96) @ 3.500 170 (125) @ 3.500		105 (77) @ 3.500 130 (96) @ 3.500 170 (125) @ 3.500		105 (77) @ 3.500 130 (96) @ 3.500 170 (125) @ 3.500		105 (77) @ 3.500 130 (96) @ 3.500 170 (125) @ 3.500		105 (77) @ 3.500 130 (96) @ 3.500 170 (125) @ 3.500		100 (74) @ 3.500 125 (92) @ 3.500 155 (114) @ 3.500	
N. of cylinders/cm3	4 / 1.995		4 / 1.995		4 / 1.995		4 / 1.995		4 / 1.995		4 / 2.198	
Volts	12		12		12		12		12		12	
Air Conditioning	Only Vehicles without A/C		Vehicles with or without A/C		Only Vehicles without A/C		Only Vehicles with A/C		Only Vehicles without A/C		Only Vehicles with A/C	
Recommended fittings	Suction	Discharge	Suction	Discharge	Suction	Discharge	Suction	Discharge	Suction	Discharge	Suction	Discharge
Compressors type	TM 13 / 15 / 16 QP 13 / 15 / 16 UP-UPF 120 / 150 / 170 SD5H14/SD7H15		TM 13 / 15 / 16 QP 13 / 15 / 16 UP-UPF 120 / 150 / 170 SD5H14/SD7H15		TM 13 / 15 / 16 QP 13 / 15 / 16 UP-UPF 120 / 150 / 170 SD5H14/SD7H15		TM 13 / 15 / 16 QP 13 / 15 / 16 UP-UPF 120 / 150 / 170 SD5H14/SD7H15		TM 13 / 15 / 16 QP 13 / 15 / 16 UP-UPF 120 / 150 / 170 SD5H14/SD7H15		TM 13 / 15 / 16 QP 13 / 15 / 16 UP-UPF 120 / 150 / 170 SD5H14 / SD7H15 / SD5L14 / SD7L15	
Comments	- "E"=TM / QUE / UNICLA - FWD: Front wheel drive - Can be fit in right hand drive vehicles - For compressor TM-08/QP-08, order P/N 1129000414.		- "E"=TM / QUE / UNICLA - FWD: Front wheel drive - Can be fit in right hand drive vehicles - Suitable for the automatic gear box. To install this kit it is essential to use the special tool code: - P/N 1149000422 (FOR MANUAL GEARBOX) - P/N 1150000422 (FOR AUTOMATIC GEARBOX)		- "E"=TM / QUE / UNICLA - FWD: Front wheel drive - Can be fit in right hand drive vehicles - For compressor TM-08/QP-08, order P/N 1129000414.		- "E"=TM / QUE / UNICLA - RWD: Rear wheel drive - Can be fit on AWD vehicles - Can be fit in right hand drive vehicles - Suitable for the automatic gear box. To install this kit it is essential to use the special tool code: - P/N 1149000422 (FOR MANUAL GEARBOX) - P/N 1150000422 (FOR AUTOMATIC GEARBOX)		- "E"=TM / QUE / UNICLA - RWD: Rear wheel drive - Can be fit on AWD vehicles - Can be fit in right hand drive vehicles - For compressor TM-08/QP-08, order P/N 1129000414.		- Can be fit on right hand drive vehicles	
Clutch type	Without clutch pulley	With clutch pulley	Without clutch pulley	With clutch pulley	Without clutch pulley	With clutch pulley	Without clutch pulley	With clutch pulley	Without clutch pulley	With clutch pulley	Without clutch pulley	
	Poly-V 8PK Ø119 4.647 rpm	Poly-V 8PK Ø157 3.522 rpm	Poly-V 8PK Ø119 3.617 rpm	Poly-V 8PK Ø119 3.617 rpm	Poly-V 8PK Ø119 4.647 rpm	Poly-V 8PK Ø157 3.522 rpm	Poly-V Ø119 3.823 rpm	Poly-V 8PK Ø119 3.823 rpm	Poly-V 8PK Ø119 4.647 rpm	Poly-V 8PK Ø157 3.522 rpm	2A Ø135 2.955 rpm	
Kit No.	KC16090414	KC16090414E	KC16110419	KC16110419E	KC16090414	KC16090414E	KC16120422	KC16120422E	KC17010424	KC17010424E	KC13080340	
Last update	2020-01-08		2019-10-09		2020-01-08		2019-08-28		2020-01-15		2015-09-30	



Vehicle model	TRANSIT CUSTOM 250 / 270 / 290 / 310 / 330		TRANSIT FT 250 / 260 / 280 FT 300 / 330 / 350 290 / 310 / 330 / 350 - FWD		TRANSIT FT 250 / 260 / 280 FT 300 / 330 / 350 290 / 310 / 330 / 350 - FWD		TRANSIT FT 330 / 350 / 460 350 / 430 / 470 - RWD 350 - AWD	
Year	(2013>)		(06/2011>)		(06/2011>)		(06/2011>)	
Engine Type	2.2 Duratorq TDCi (Euro 5)		2.2 Duratorq TDCi (Euro 5)		2.2 Duratorq TDCi (Euro 5)		2.2 Duratorq TDCi (Euro 5)	
CV(kW) @ rpm	100 (74) @ 3.500 125 (92) @ 3.500 155 (114) @ 3.500		100 (74) @ 3.500 125 (92) @ 3.500 140 (103) @ 3.500		100 (74) @ 3.500 125 (92) @ 3.500 140 (103) @ 3.500		100 (74) @ 3.500 125 (92) @ 3.500 155 (114) @ 3.500	
N. of cylinders/cm3	4 / 2.198		4 / 2.198		4 / 2.198		4 / 2.198	
Volts	12		12		12		12	
Air Conditioning	Only Vehicles without A/C		Only Vehicles with A/C		Only Vehicles without A/C		Vehicles with or without A/C	
Recommended fittings	Suction	Discharge	Suction	Discharge	Suction	Discharge	Suction	Discharge
								
Compressors type	TM 13 / 15 / 16 QP 13 / 15 / 16 UP-UPF 120 / 150 / 170		TM 13 / 15 / 16 QP 13 / 15 / 16 UP-UPF 120 / 150 / 170 SD5H14 / SD7H15 / SD5L14 / SD7L15		TM 13 / 15 / 16 QP 13 / 15 / 16 UP-UPF 120 / 150 / 170		TM 13 / 15 / 16 QP 13 / 15 / 16 UP-UPF 120 / 150 / 170 SD7H15 / SD7L15	
Comments	- "E"=TM / QUE / UNICLA - FWD: Front wheel drive - Can be fit in right hand drive vehicles		- FWD: Front wheel drive - Can be fit on right hand drive vehicles		- "E"=TM / QUE / UNICLA - FWD: Front wheel drive - Can be fit in right hand drive vehicles		- "E"=TM / QUE / UNICLA - "S" only for SD7H15 / SD7L15 - RWD: Rear wheel drive - Can be fit on AWD vehicles - Can be fit on right hand drive vehicles	
Clutch type	Without clutch pulley	With clutch pulley	Without clutch pulley		Without clutch pulley	With clutch pulley	With clutch pulley	
	Poly-V 8PK Ø119 4.706 rpm	Poly-V 8PK Ø142 3.943 rpm	2A Ø135 3.530 rpm		Poly-V 8PK Ø119 4.706 rpm	Poly-V 8PK Ø142 3.943 rpm	1A Ø174 3.500 rpm	
Kit No.	KC12070286	KC12070286E	KC13080340		KC12070286	KC12070286E	KC11120254E/S	
Last update	2014-10-28		2015-09-30		2014-10-28		2013-12-18	



Vehicle model	TRANSIT FT 330 / 350 / 460 350 / 430 / 470 - RWD 350 - AWD		TRANSIT FT 260 FT 280 FT 300		TRANSIT FT 240 / 260 FT 330 / 350		TRANSIT FT 240 / 260 FT 330 / 350		TRANSIT FT 330 FT 350 FT 430		TRANSIT 3.7L V6	
Year	(06/2011>)		(2000>)		(06/2006>)		(06/2006>)		(06/2006>)		(09/2019>)	
Engine Type	2.2 Duratorq TDCi (Euro 5)		2.0 Duratorq TDdi (Euro 3)		2.2 Duratorq TDCi (Euro 4)		2.2 Duratorq TDCi (Euro 4)		2.4 Duratorq TDCi (Euro 4)		Ti-VCT V6	
CV(kW) @ rpm	100 (74) @ 3.500 125 (92) @ 3.500 155 (114) @ 3.500		85 (62) / 100 (74) @ 4.000 125 (92) @ 3.800		85 (62) @ 3.500 110 (81) @ 3.500 130 (96) @ 3.500		85 (62) @ 3.500 110 (81) @ 3.500 130 (96) @ 3.500		100 (74) @ 3.500 115 (85) @ 3.500 140 (103) @ 3.500		275 (202) @ 6000	
N. of cylinders/cm3	4 / 2.198		4 / 1.998		4 / 2.198		4 / 2.198		4 / 2.402		6 / 3700	
Volts	12		12		12		12		12		24	
Air Conditioning	Only Vehicles without A/C		Only Vehicles without A/C		Only Vehicles with A/C		Only Vehicles without A/C		Vehicles with or without A/C		Vehicles with or without A/C	
Recommended fittings	Suction	Discharge	Suction	Discharge	Suction	Discharge	Suction	Discharge	Suction	Discharge	Suction	Discharge
Compressors type	TM 13 / 15 / 16 QP 13 / 15 / 16 UP-UPF 120 / 150 / 170		TM 13 / 15 / 16 QP 13 / 15 / 16 UP-UPF 120 / 150 / 170 SD5H14 / SD7H15 / SD5L14 / SD7L15		TM 13 / 15 / 16 QP 13 / 15 / 16 UP-UPF 120 / 150 / 170 SD5H14 / SD7H15 / SD5L14 / SD7L15		TM 13 / 15 / 16 QP 13 / 15 / 16 UP-UPF 120 / 150 / 170		TM 13 / 15 / 16 QP 13 / 15 / 16 UP-UPF 120 / 150 / 170 SD7H15 / SD7L15		TM 13 / 15 / 16 QP 13 / 15 / 16 UP-UPF 120 / 150 / 170 SD5H14 / SD7H15	
Comments	- "E"=TM / QUE / UNICLA - RWD:Rear wheel drive - Can be fit in right hand drive vehicles		- Can be fit in right hand drive vehicles - FWD:front wheel driven		- FWD: Front wheel driven - Can be fit on right hand drive vehicles		- "E"=TM / QUE / UNICLA - FWD: Front wheel driven - Can be fit in right hand drive vehicles		- "E"=TM / QUE / UNICLA; "S"=SANDEN - "S" only for SD7H15 / SD7L15. - Can be fit in right hand drive vehicles - RWD:Rear wheel drive		- To install this kit it is essential to use the special tool code P/N 1140000432	
Clutch type	With clutch pulley		Without clutch pulley		Without clutch pulley		Without clutch pulley	With clutch pulley	With clutch pulley		Without clutch pulley	
	1A Ø150 4.060 rpm		2A Ø135 3.555 rpm		2A Ø135 3.530 rpm		Poly-V 8PK Ø119 4.706 rpm	Poly-V 8PK Ø142 3.943 rpm	1A Ø150 3.550 rpm		Poly-V 8PK Ø119 5224 rpm	
Kit No.	KC11110252E		KC05100027		KC13080340		KC12070286	KC12070286E	KC06100086E/S		KC17030432	
Last update	2013-12-18		2013-12-18		2015-09-30		2014-10-28		2013-12-18		2020-03-03	