
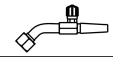

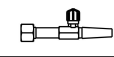
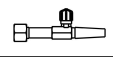
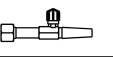
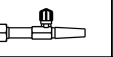


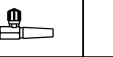
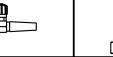





























Vehicle model	COMBO 1.3 CDTI		COMBO 1.4 CNG		COMBO 1.4 CNG		COMBO 1.4i		COMBO 1.4i		COMBO CARGO 1.5 TD	
<b>Year</b>	(09/2016>)		(2010>)		(2010>)		(2012>)		(2012>)		(2018>)	
<b>Engine Type</b>	330A1000 (Euro 6)		A14FCCNG (Euro 6)		A14FCCNG (Euro 6)		A14FP (Euro 6)		A14FP (Euro 6)		DV5 RE (Euro 6.2) DV5 RD (Euro 6.2) DV5 RC (Euro 6.2)	
<b>CV(kW) @ rpm</b>	95 (70) @ 3.750		120 (88) @ 5.000		120 (88) @ 5.000		95 (70) @ 6.000		95 (70) @ 6.000		75 (55) @ 3.750 100 (74) @ 3.750 130 (96) @ 3.750	
<b>N. of cylinders/cm3</b>	4 / 1.248		4 / 1.368		4 / 1.368		4 / 1.368		4 / 1.368		4 / 1.499	
<b>Volts</b>	12		12		12		12		12		12	
<b>Air Conditioning</b>	Only Vehicles without A/C		Only Vehicles with A/C		Only Vehicles without A/C		Only Vehicles with A/C		Only Vehicles without A/C		Only Vehicles with A/C	
<b>Recommended fittings</b>	<b>Suction</b>	<b>Discharge</b>	<b>Suction</b>	<b>Discharge</b>	<b>Suction</b>	<b>Discharge</b>	<b>Suction</b>	<b>Discharge</b>	<b>Suction</b>	<b>Discharge</b>	<b>Suction</b>	<b>Discharge</b>
												
<b>Compressors type</b>	TM 13 / 15 QP 13 / 15 UP-UPF 120 / 150 SD5H14		TM-QP 13 UP-UPF 120 SD5H14 / SD5L14		TM-QP 13 UP-UPF 120 SD5H14 / SD5L14		TM-QP 13 UP-UPF 120 SD5H14 / SD5L14		TM-QP 13 UP-UPF 120 SD5H14 / SD5L14		TM-QP 13 / 15 UP-UPF 120 SD5H14 / SD7H15	
<b>Comments</b>	- Can be fit in right hand drive vehicles - It's possible to mount the kit on vehicles with AC, although the AC compressor must be removed in order to fit the kit and the refrigeration compressor. In those cases, the accessories belt must be exchanged (use original reference Fiat 6PK1526: FPT 55218885).		- "E"=TM / QUE / UNICLA - Can be fit in right hand drive vehicles		- "E"=TM / QUE / UNICLA - Can be fit in right hand drive vehicles		- "E"=TM / QUE / UNICLA - Can be fit in right hand drive vehicles		- "E"=TM / QUE / UNICLA - Can be fit in right hand drive vehicles		- "E"=TM / QUE / UNICLA - Can be fit in right hand drive vehicles. - If the vehicle is equipped with the Start & Stop, it is necessary to disable this option - According to bodybuilder indications, the power take off is not suitable for the automatic gear box.	
<b>Clutch type</b>	Without clutch pulley		Without clutch pulley	With clutch pulley	Without clutch pulley	With clutch pulley	Without clutch pulley	With clutch pulley	Without clutch pulley	With clutch pulley	Without clutch pulley	With clutch pulley
	2A Ø135 3.750 rpm		Poly-V 8K Ø119 3.150 rpm	Poly-V 8K Ø119 3.150 rpm	Poly-V 8K Ø119 3.150 rpm	Poly-V 8K Ø119 3.150 rpm	Poly-V 8K Ø119 3.150 rpm	Poly-V 8K Ø119 3.150 rpm	Poly-V 8K Ø119 3.150 rpm	Poly-V 8K Ø119 3.150 rpm	Poly-V 8K Ø119 3.150 rpm	Poly-V 8K Ø119 3.412 rpm
<b>Kit No.</b>	KC16100416		KC13070336	KC13070336E	KC17020427	KC17020427E	KC17030429	KC17030429E	KC17020428	KC17020428E	KC19020481	KC19020481E
<b>Last update</b>	2016-11-18		2014-06-18		2017-02-28		2019-10-28		2017-11-10		2019-08-19	

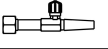
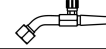

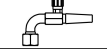

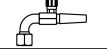
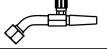
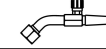
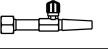
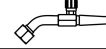


Vehicle model	COMBO CARGO 1.5 TD		COMBO CARGO 2018 (PSA Platform) 1.6 CDTI		COMBO CARGO 2018 (PSA Platform) 1.6 CDTI		COMBO 1.6 CDTI		COMBO 1.6 CDTI		VIVARO 1.5D	
<b>Year</b>	(2018>)		(09/2018>)		(2018>)		(09/2016>)		(09/2016>)		(2018>)	
<b>Engine Type</b>	DV5 RE (Euro 6.2) DV5 RD (Euro 6.2) DV5 RC (Euro 6.2)		DV6FDU (Euro 6.1) DV6FCU (Euro 6.1)		DV6 (Euro 6.1)		263A8000 (Euro 6) 940C1000 (Euro 6)		263A8000 (Euro 6) 940C1000 (Euro 6)		DV5 (Euro 6.2)	
<b>CV(kW) @ rpm</b>	75 (55) @ 3.750 100 (74) @ 3.750 130 (96) @ 3.750		75 (55) @ 4.000 102 (75) @ 4.000		75 (55) @ 3.750 102 (75) @ 3.750		105 (77) @ 4.000 120 (88) @ 4.000		105 (77) @ 4.000 120 (88) @ 4.000		100 (74) @ 3.750 120 (88) @ 3.750	
<b>N. of cylinders/cm3</b>	4 / 1.499		4 / 1.560		4 / 1.560		4 / 1.598		4 / 1.598		4 / 1.499	
<b>Volts</b>	12		12		12		12		12		12	
<b>Air Conditioning</b>	Only Vehicles without A/C		Only Vehicles without A/C		Only Vehicles with A/C		Only Vehicles without A/C		Only Vehicles without A/C		Only Vehicles with A/C	
<b>Recommended fittings</b>	Suction		Discharge		Suction		Discharge		Suction		Discharge	
												
<b>Compressors type</b>	TM-QP 13 / 15 UP-UPF 150 SD5H14 / SD7H15		TM 13 / 15 QP 13 / 15 UP-UPF 120 / 150 SD5H14 / SD7H15		TM 13 / 15 / 16 QP 13 / 15 / 16 UP-UPF 150 / 170 SD7H15 / SD7L15		TM 13 / 15 QP 13 / 15 UP-UPF 120 / 150 SD5H14		TM 13 / 15 QP 13 / 15 UP-UPF 120 / 150 SD5H14 / SD7H15		TM-QP 13 / 15 UP-UPF 150 SD5H14 / SD7H15	
<b>Comments</b>	<ul style="list-style-type: none"> <li>- "E"=TM / QUE / UNICLA</li> <li>- Can be fit in right hand drive vehicles.</li> <li>- If the vehicle is equipped with the Start &amp; Stop, it is necessary to disable this option</li> <li>- According to bodybuilder indications, the power take off is not suitable for the automatic gear box.</li> </ul>		<ul style="list-style-type: none"> <li>- "E"=TM / QUE / UNICLA; "S"=SANDEN</li> <li>- "S" only for SD7H15.</li> <li>- For SD5H14 and SD7H15 Ø119 only Poly-V 7K-8K</li> <li>- Can be fit in right hand drive vehicles.</li> <li>- KIT NOT SUITABLE FOR VEHICLES WITH STTA OPTION (START/STOP AND REVERSIBLE ALTERNATOR 180A)</li> </ul>		<ul style="list-style-type: none"> <li>- "E"=TM / QUE / UNICLA</li> <li>- Can be fit in right hand drive vehicles.</li> <li>- "S" only for SD7H15.</li> <li>- KIT NOT SUITABLE FOR VEHICLES WITH STTA OPTION (START/STOP AND REVERSIBLE ALTERNATOR 180A)</li> <li>- According to bodybuilder indications, the power take off is not suitable for the automatic gear box.</li> </ul>		<ul style="list-style-type: none"> <li>- Can be fit in right hand drive vehicles</li> <li>- Kit with independent belt for the refrigeration compressor</li> </ul>		<ul style="list-style-type: none"> <li>- "E"=TM / QUE / UNICLA; "S"=SANDEN</li> <li>- "S" only for SD7H15</li> <li>- For SD5H14 and SD7H15 Ø119 only Poly-V 7K-8K</li> <li>- Can be fit in right hand drive vehicles</li> <li>- It's possible to mount the kit on vehicles with AC, although the AC compressor will have to be removed.</li> </ul>		<ul style="list-style-type: none"> <li>- "E"=TM / QUE / UNICLA</li> <li>- Can be fit in right hand drive vehicles.</li> <li>- If the vehicle is equipped with the Start &amp; Stop, it is necessary to disable this option</li> <li>- According to bodybuilder indications, the power take off is not suitable for the automatic gear box.</li> </ul>	
<b>Clutch type</b>	Without clutch pulley	With clutch pulley	Without clutch pulley	With clutch pulley	Without clutch pulley	With clutch pulley	Without clutch pulley		Without clutch pulley	With clutch pulley	Without clutch pulley	With clutch pulley
	Poly-V 8K Ø119 4.800 rpm	Poly-V 6K Ø142 4.035 rpm	Poly-V Ø119 5.109 rpm	Poly-V 6K Ø142 4.281 rpm	Poly-V 8K Ø119 3.412 rpm	Poly-V 8K Ø119 3.412 rpm	2A Ø135 3.496 rpm		Poly-V Ø119 5.546 rpm	Poly-V 6K Ø142 4.647 rpm	Poly-V 8K Ø119 3.412 rpm	Poly-V 8K Ø119 3.412 rpm
<b>Kit No.</b>	KC19070492	KC19070492E	KC16060408	KC16060408E/S	KC18100470	KC18100470E	KC17060436		KC16090413	KC16090413E/S	KC19020481	KC19020481E
<b>Last update</b>	2019-08-07		2019-01-11		2019-02-28		2017-07-14		2016-11-18		2019-08-19	



Vehicle model	VIVARO 1.5D		VIVARO 2.0D		VIVARO 1.6 CDTi		MOVANO - FWD 2.3 CDTi (EURO 6D)		MOVANO - FWD 2.3 CDTi (EURO 6D)		MOVANO - FWD 2.3 CDTi (EURO 6D)	
<b>Year</b>	(2018>)		(09/2019>)		(2014>)		(09/2019>)		(09/2019>)		(09/2019>)	
<b>Engine Type</b>	DV5 (Euro 6.2)		DW10FE (Euro 6.2) DW10FD (Euro 6.2) DW10FC (Euro 6.2)		R9M (Euro 5b+/ Euro 6) - Single Turbo - - Twin Turbo -		M9T (Euro 6D Temp) M9T (Euro VI-D Temp)		M9T (Euro 6D Temp) M9T (Euro VI-D Temp)		M9T (Euro 6D Temp) M9T (Euro VI-D Temp)	
<b>CV(kW) @ rpm</b>	100 (74) @ 3.750 120 (88) @ 3.750		120 (88) @ 3.750 150 (110) @ 3.750 180 (132) @ 3.750		90(66) / 95 (70) @ 3.500 115(85) / 120 (88) @ 3.500 120(88) / 125 (92) @ 3.500 140(103) / 145 (107) @ 3.500		130(96) / 135 (99) @ 3.500 145(107) / 150 (110) @ 3.500 165(121) / 180 (132) @ 3.500		130(96) / 135 (99) @ 3.500 145(107) / 150 (110) @ 3.500 165(121) / 180 (132) @ 3.500		130(96) / 135 (99) @ 3.500 145(107) / 150 (110) @ 3.500 165(121) / 180 (132) @ 3.500	
<b>N. of cylinders/cm3</b>	4 / 1.499		4 / 1.997		4 / 1.598		4 / 2.298		4 / 2.298		4 / 2.298	
<b>Volts</b>	12		12		12		12		12		12	
<b>Air Conditioning</b>	Only Vehicles without A/C		Vehicles with or without A/C		Vehicles with or without A/C		Vehicles with or without A/C		Vehicles with or without A/C		Only Vehicles without A/C	
<b>Recommended fittings</b>	<b>Suction</b>	<b>Discharge</b>	<b>Suction</b>	<b>Discharge</b>	<b>Suction</b>	<b>Discharge</b>	<b>Suction</b>	<b>Discharge</b>	<b>Suction</b>	<b>Discharge</b>	<b>Suction</b>	<b>Discharge</b>
												
<b>Compressors type</b>	TM-QP 13 / 15 UP-UPF 150 SD5H14 / SD7H15		TM 13 / 15 QP 13 / 15 UP-UPF 150 SD5H14 / SD5L14		TM 13 / 15 / 16 QP 13 / 15 / 16 UP-UPF 150 / 170 SD5 H14 / L14		TM 13 / 15 / 16 QP 13 / 15 / 16 UP-UPF 120 / 150 / 170		SD5H14 / SD7H15		TM 13 / 15 / 16 QP 13 / 15 / 16 UP-UPF 120 / 150 / 170	
<b>Comments</b>	<ul style="list-style-type: none"> <li>- "E"=TM / QUE / UNICLA</li> <li>- Can be fit in right hand drive vehicles.</li> <li>- If the vehicle is equipped with the Start &amp; Stop, it is necessary to disable this option</li> <li>- According to bodybuilder indications, the power take off is not suitable for the automatic gear box.</li> </ul>		<ul style="list-style-type: none"> <li>- "E"=TM / QUE / UNICLA;</li> <li>- Can be fit in right hand drive vehicles.</li> <li>- If the vehicle is equipped with the Start &amp; Stop, it is necessary to disable this option</li> <li>- Not suitable for the automatic gearbox</li> <li>- The kit is not suitable for vehicles 4x4</li> <li>- Use tool to block the flywheel P/N 1149000412</li> </ul>		<ul style="list-style-type: none"> <li>- "E"=TM / QUE / UNICLA</li> <li>- According to bodybuilder indications, the power take off is not suitable for the automatic gear box.</li> <li>- Suitability for right hand drive vehicles</li> <li>- If the vehicle is equipped with the Start &amp; Stop - STOSTA - it requires high idle - available with factory option RALENT or CABADP -.</li> <li>- Suitable on vehicles WITH optional power take off - PFMot</li> <li>- When PFMot option is not present please select the power take off crankshaft pulley kit P/N 1111100369</li> </ul>		<ul style="list-style-type: none"> <li>- FWD= Front wheel drive</li> <li>- According to bodybuilder indications, the power take off is not suitable for the automatic gear box.</li> <li>- Suitability for right hand drive vehicles</li> <li>- If the vehicle is equipped with the Start &amp; Stop, it requires high idle - available with factory option RALENT or CABADP -.</li> <li>- Suitable on vehicles WITH optional power take off crankshaft pulley - PFMot</li> <li>- When PFMot option is not present, select the kit P/N 1111100300</li> </ul>		<ul style="list-style-type: none"> <li>- FWD= Front wheel drive</li> <li>- According to bodybuilder indications, the power take off is not suitable for the automatic gear box.</li> <li>- Suitability for right hand drive vehicles</li> <li>- If the vehicle is equipped with the Start &amp; Stop, it requires high idle - available with factory option RALENT or CABADP -.</li> <li>- Suitable on vehicles WITH optional power take off crankshaft pulley - PFMot</li> <li>- When PFMot option is not present, select the kit P/N 1111100300</li> </ul>		<ul style="list-style-type: none"> <li>- FWD= Front wheel drive</li> <li>- "E"=TM / QUE / UNICLA</li> <li>- Can be fit in right hand drive vehicles</li> <li>- If the vehicle is equipped with the Start &amp; Stop - STOSTA - it requires high idle - available with factory option RALENT or CABADP -.</li> </ul>	
<b>Clutch type</b>	Without clutch pulley	With clutch pulley	Without clutch pulley	With clutch pulley	Without clutch pulley	With clutch pulley	Without clutch pulley	With clutch pulley	Without clutch pulley	With clutch pulley	Without clutch pulley	With clutch pulley
	Poly-V 8K Ø119 4.800 rpm	Poly-V 6K Ø142 4.035 rpm	Poly-V 8PK Ø119 3.120 rpm	Poly-V 8PK Ø119 3.120 rpm	Poly-V 8K Ø119 3.500 r.p.m.	Poly-V 8K Ø119 3.500 r.p.m.	Poly-V 8K Ø119 3.500 r.p.m.	Poly-V 5K Ø138 3.018 r.p.m.	Poly-V 6-8K Ø119 3.500 r.p.m.	Poly-V 5K Ø138 3.018 r.p.m.	Poly-V 8K Ø119 4.353 rpm	Poly-V 8K Ø119 4.353 rpm
<b>Kit No.</b>	KC19070492	KC19070492E	KC16080412	KC16080412E	KC14070369	KC14070369E	KC12120300	KC12120300E	KC14070367	KC14070367S	KC14080372	KC14080372E
<b>Last update</b>	2019-08-07		2020-04-23		2019-04-02		2019-09-17		2019-09-18		2019-09-18	



Vehicle model	MOVANO - RWD 2.3 CDTi (EURO 6D)		MOVANO - FWD 2.3 CDTi		MOVANO - FWD 2.3 CDTi		MOVANO - FWD 2.3 CDTi		MOVANO - RWD 2.3 CDTi	
Year	(09/2019>)		(2016>)		(2016>)		(2016>)		(2016>)	
Engine Type	M9T (Euro VI-D Temp)		M9T / M9T B7 (Euro 6) - Single & Twin Turbo -		M9T / M9T B7 (Euro 6) - Single & Twin Turbo -		M9T / M9T B7 (Euro 6) - Single & Twin Turbo -		M9T / M9T B7 (Euro 6) - Single & Twin Turbo -	
CV(kW) @ rpm	130 (96) @ 800 145 (107) @ 800 165 (121) @ 800		110 (81) @ 3.500 130 (96) @ 3.500 145 (107) @ 3.500 165 (121) @ 3.500		110 (81) @ 3.500 130 (96) @ 3.500 145 (107) @ 3.500 165 (121) @ 3.500		110 (81) @ 3.500 130 (96) @ 3.500 145 (107) @ 3.500 165 (121) @ 3.500		110 (81) @ 3.500 130 (96) @ 3.500 145 (107) @ 3.500 165 (121) @ 3.500	
N. of cylinders/cm3	4 / 2.298		4 / 2.298		4 / 2.298		4 / 2.298		4 / 2.298	
Volts	12		12		12		12		12	
Air Conditioning	Vehicles with or without A/C		Vehicles with or without A/C		Vehicles with or without A/C		Only Vehicles without A/C		Vehicles with or without A/C	
Recommended fittings	Suction	Discharge	Suction	Discharge	Suction	Discharge	Suction	Discharge	Suction	Discharge
										
Compressors type	TM 13 / 15 / 16 QP 13 / 15 / 16 UP-UPF 120 / 150 / 170 SD5H14 / SD7H15 / SD5L14 / SD7L15		TM 13 / 15 / 16 QP 13 / 15 / 16 UP-UPF 120 / 150 / 170		SD5H14 / SD7H15		TM 13 / 15 / 16 QP 13 / 15 / 16 UP-UPF 120 / 150 / 170		TM 13 / 15 / 16 QP 13 / 15 / 16 UP-UPF 120 / 150 / 170 SD5H14 / SD7H15 / SD5L14 / SD7L15	
Comments	<ul style="list-style-type: none"> <li>- RWD= Rear wheel drive</li> <li>- According to bodybuilder indications, the power take off is not suitable for the automatic gear box.</li> <li>- Can be fit in right hand drive vehicles</li> <li>- Requires high idle - CABADP - when the vehicle is equipped with the Start &amp; Stop option - STOSTA</li> </ul>		<ul style="list-style-type: none"> <li>- FWD= Front wheel drive</li> <li>- According to bodybuilder indications, the power take off is not suitable for the automatic gear box.</li> <li>- Suitability for right hand drive vehicles</li> <li>- If the vehicle is equipped with the Start &amp; Stop, it requires high idle - available with factory option RALENT o CABADP -.</li> <li>- Suitable on vehicles WITH optional power take off crankshaft pulley - PFMot</li> <li>- When PFMot option is not present, select the kit P/N 1111100300</li> </ul>		<ul style="list-style-type: none"> <li>- FWD= Front wheel drive</li> <li>- According to bodybuilder indications, the power take off is not suitable for the automatic gear box.</li> <li>- Suitability for right hand drive vehicles</li> <li>- If the vehicle is equipped with the Start &amp; Stop, it requires high idle - available with factory option RALENT o CABADP -.</li> <li>- Suitable on vehicles WITH optional power take off crankshaft pulley - PFMot</li> <li>- When PFMot option is not present, select the kit P/N 1111100300</li> </ul>		<ul style="list-style-type: none"> <li>- FWD= Front wheel drive</li> <li>- "E"=TM / QUE / UNICLA</li> <li>- Can be fit in right hand drive vehicles</li> <li>- If the vehicle is equipped with the Start &amp; Stop - STOSTA - it requires high idle - available with factory option RALENT or CABADP -.</li> </ul>		<ul style="list-style-type: none"> <li>- RWD= Rear wheel drive</li> <li>- According to bodybuilder indications, the power take off is not suitable for the automatic gear box.</li> <li>- Can be fit in right hand drive vehicles</li> <li>- Requires high idle - CABADP - when the vehicle is equipped with the Start &amp; Stop option - STOSTA</li> </ul>	
Clutch type	Without clutch pulley		Without clutch pulley	With clutch pulley	Without clutch pulley	With clutch pulley	Without clutch pulley	With clutch pulley	Without clutch pulley	
	2A Ø135 3.111 rpm		Poly-V 8K Ø119 3.500 r.p.m.	Poly-V 5K Ø138 3.018 r.p.m.	Poly-V 6-8K Ø119 3.500 r.p.m.	Poly-V 5K Ø138 3.018 r.p.m.	Poly-V 8K Ø119 4.353 rpm	Poly-V 8K Ø119 4.353 rpm	2A Ø135 3.111 rpm	
Kit No.	KC10020189		KC12120300	KC12120300E	KC14070367	KC14070367S	KC14080372	KC14080372E	KC10020189	
Last update	2019-09-18		2019-07-15		2019-08-30		2019-04-02		2019-04-02	